



# NewFeelling

## Stage Light




## NF-LM300S

Light Source: 300W LED White Module  
 Related power: 450W  
 Color temperature: 7500K-8000K  
 LED lifespan: 50000 hours  
 Spot angle: 38°  
 Control mode: 15/21CH optional, DMX512, sound active, auto-run, Line  
 Pan/Tilt : 540°/ 270°  
 Carton: 46\*46\*58CM  
 NW/GW: 21KG/23KG



Model NO	Power output	Refer Price
F1022	300W	\$ 760,00



## NF-LBS Series

Power Supply: 100V-240V 50-60Hz  
 Light source: 200LED white light module  
 Color temperature: 7000K-8000K  
 Beam angle: 2 °  
 Control mode: DMX512, master-slave,sound active, auto run.  
 Channel mode: 16CH / 20CH  
 Support RDM function,  
 DMX software upgrade function  
 Pan/Tilt scan : 540 °/270 °  
 Carton: 37\*35\*49cm  
 Weight: 13kg



Model NO	Power output	Refer Price
LM250S	250W	\$ 423,00
LBS230	230W	\$ 318,00





## NF-LM200S

Power Supply: 100V-240V 50-60Hz  
 Color temperature: 7000K-8000K  
 Beam angle: 2 °  
 Control mode: DMX512, master-slave,sound active, auto run.  
 Channel mode: 16CH / 20CH  
 Support RDM function,  
 DMX software upgrade function  
 Pan/Tilt scan: : 540 °/270 °  
 Carton: 37\*35\*49cm  
 Weight: 13kg



Model NO	Power output	Refer Price
LM200S	200W	\$ 245,00







## NF-LM140

Power Supply: AC100-240V 50 / 60Hz  
 Related power: 170w  
 wash light : 4x10w rgbw led  
 Pan(X axis)/Tilt(Y axis): 540°/190°, (16bit)  
 Strobe: 1-25 times/second  
 Static gobo wheel: 7 patterns+ 1  
 Rotating gobo wheel: 8 patterns+ 1  
 Color wheel: 7+1 colors + white  
 Prism: rotating 3 prism  
 Carton : 35\*29\*45cm  
 N.W/G.W: 10kg



Model NO	Power output	Refer Price
LM140	100W	\$ 232,00



## NF-LM3610

Power Supply: AC90-240V,50-60Hz  
 Power: 400W  
 Pan:540° 16bit rotating  
 Tilt:265° 16bit rotating  
 Scan position memory, automatic error correction reset function  
 10-60 degree beam angle  
 Carton : 46\*33\*39cm(1pc/carton)  
 N.W/G.W: 10kg


Model NO	Power output	Refer Price
LM3610	36*10W	\$ 185,00



## NF-S3715

Maximum power: 600W  
 Power supply: AC-110V60Hz, AC220V / 50Hz  
 Control: LCD display  
 DMX / self-propelled / master-slave / voice control with RDM function  
 Dimming: 0-100%  
 Strobe: 0-20T / S  
 Three-circle LED independent control  
 Focusing angle: 0-70 °  
 Rotation: horizontal: 540 °, vertical: 27 °, fine adjustment: 8-16bit  
 Gross weight: 16.5Kg

Model NO	Power output	Refer Price
S3715	37*15W	\$ 435,00




### NF-BY1915

Power Supply: AC100-240V 50/60Hz  
 Light Source: 19pcs 15W RGBW Osram LED chips  
 LED Average Life: 50,000 h  
 Optics: 4°-60° Electronic Zoom Range  
 Three operating modes: wash, beam, FX (Kaleido effects)  
 White CT Emulation 2500-8000K  
 DMX channels: 21/35/78/92/97CH  
 Carton : 56\*49\*44cm  
 N.W/G.W: 16kg/19kg



Model NO	Power output	Refer Price
BY1915	19*15W	\$ 475,00



### NF-LM1240

Power Supply: AC100-240V 50/60Hz  
 Lamp:12pcs 40W Osram 4in1 LEDs  
 Power consumption: 600W  
 Color temperature: 2800K-8500K  
 Beam angle: 5-45degree  
 Dimmer: 0-100% dimming  
 Strobe: 0~20HZ  
 Control mode : RDM, Standard DMX512, Automatic and Master/ slave mode  
 Display: color LCD display.  
 Housing:Flame-retardant plastic  
 Overall control DMX channel: 12/17CH  
 Dot control DMX channel: 11CH/17/18CH/58CH  
 Carton : 56\*49\*44cm(1pc/carton)  
 N.W/G.W: 16kg/19kg



Model NO	Power output	Refer Price
LM1240	12x40W	\$ 495,00





### NF-LM740

Power Supply: 100-240V AC 50 / 60HZ  
 Power consumption: 375W  
 Magnification function: the angle is enlarged by 6-40 degrees  
 Packing way: carton box  
 Zoom: electronic zoom  
 Dimming: 16 bit dimming system  
 Professional Stage: 320W beam lights  
 Led stage light: moving head light  
 Display: LCD display  
 Power consumption: 320w  
 Warranty: 2 years  
 Dmx channel: 12/17 channels



Model NO	Power	Refer Price
LM740	7*40W	\$ 315,00




### NF-LM712

Power supply : AC100V-240V, 50/60Hz  
 LED: 7pcs 12w Osram rgbw 4in1 led  
 Related power: 350w  
 Control model: DMX512, Master/slave, sound active, auto run  
 DMX Channel: 12/17CH  
 Dimmer: 0-100% linear dimmer  
 Strobe: 1-25 times/second



Model NO	Power	Refer Price
LM712	7*12W	\$ 115,00




## NF-HL470

Large 160mm diameter front lens  
 Electronic focusing for a perfectly sharp light beam along its entire length  
 4°- 50° electronic zoom (Spotlight mode)  
 Channels: 30/34CH  
 2.5° aperture and "pipe" effect (Beam mode)  
 CMY color mixing with gradually fading color wheels  
 14 special color filters on three wheel  
 2 CTO filters (3200 K and 2500 K) + 1 CTB filter  
 Wheel with 6 HQ dichroic rotating gobos  
 Wheel with 18+1 fixed metal gobos  
 6 beam reducer filters on the gobo wheel  
 Advanced visual effect disc (animation disc)  
 2 indexable rotating prisms (8-facet and linear 4-facet prism)



Model NO	Power	Refer Price
HL470	470W	\$ 1250,00



## NF-BSW Osram Series

Power supply : 100V-240V/50-60Hz,  
 Channels:18CHs(RDM function for option)  
 Pan 540°,tilt 240°(16 bit electronic error correction)  
 Color wheel: 13 fixed colors +white, with rotating rainbow effect  
 Gobo wheel: 13 fixed gobos +open, gradient effect with rotation and gobo swing effect  
 Strobe:up to 0-13t/s,with random strobe function  
 Dimming:0-100% linear adjustment  
 Focus:2 meters to infinity  
 Prism: 5 prisms for option,up to 11 prisms effect  
 Colorful: colorful beam effect and prism effect  
 Frost:0-100% linear frost  
 Lighting console reset/on/off lamp function, half-color function,LCD touch screen  
 N.W: 22KG



Model NO	Power	Refer Price
BSW470	470W	\$ 695,00
BSW380	380W	\$ 585,00



### NF-RB280

Power supply: 100v-240v / 50-60Hz  
 Light source:280w  
 Related power: 420w  
 Pan(X axis)/Tilt(Y axis): 540°/270°, (8bit/16bit)  
 Control model: DMX512, Master/slave, sound active, auto run  
 Color wheel: 14colors+ white  
 Static gobo wheel: 14 patterns  
 Rotating gobo wheel: 9 patterns  
 Effect Wheel: two Effect prism,one Rotation 8- prism,one Rotation 6 prism effect move , Bi-directional rotation  
 Beam angle: 3.8°-45°  
 Carton : 45\*43\*57cm(1pc/carton)  
 N. W/G.W: 18.5kg



Model NO	Power	Refer Price
RB280	280W	\$ 478,00




### NF-LM90S

Power supply : AC100-240V, 50/60Hz  
 LED Light source: 90w white led chip  
 Pan(X axis)/Tilt(Y axis): 540°/270°, (16bit)  
 Control mode: DMX512, Master/slave  
 Color wheel:  
 Static gobo wheel: 6 patterns+ white  
 Rotation gobo wheel: 8 patterns+ white  
 Color wheel: 7 colors + white  
 Prism: rotating 3 prism  
 Dimmer: 1-100% linear dimming  
 DMX channel: 6/16CH  
 Housing material: plastic+ aluminum die casting  
 Carton:45\*35\*25cm(1pcs/carton)  
 N.W/G.W: 7kg/8kg



Model NO	Power	Refer Price
LM90S	90W	\$ 175,00





## NF-RB260

Power:AC100-240V 50/60 Hz  
 Light source :260W bulb  
 Pan(X axis)/Tilt(Y axis): 540°/190°, (16bit)  
 Control model: DMX512, Master/slave, sound active, auto run  
 DMX channel:18 CH  
 Color wheel: one color wheel, 13 kinds of color chips + white  
 Static Gobo: 13gobos+ white  
 Effect Wheel: two Effect prism,one Rotation 16- prism,  
 one Rotation 48- prism effect move . Bi-directional rotation one seven color wheel  
 Housing materil: plastic + Aluminum  
 Carton : 54\*42\*43cm(1pc/carton)  
 N.W/G.W: 16kg



Model NO	Power Blue	Refer Price
RB260	260W	\$ 285,00



## NF-MB260

Power:AC100-240V 50/60 Hz  
 Light source: 260w bulb  
 Related power: 400w  
 Pan(X axis)/Tilt(Y axis): 540°/190°, (8bit/16bit)  
 Power switch  
 Color wheel: 13 colors + white  
 Gobo wheel: 13 gobos+ white  
 Effect Wheel: two Effect prism,one Rotation 16- prism,  
 one Rotation 48- prism effect move . Bi-directional rotation  
 Beam angle: 3.8°-15°  
 Control model: DMX512, Master/slave, sound active, auto run



Model NO	Power	Refer Price
MB260	260W	\$ 265,00



## Mini Led Moving Head Dmx

Power Supply: AC110-220V 50-60Hz  
 Power supply : AC100-240V 50 / 60Hz  
 Life expectancy: 2000H  
 Color: with 14 colors + blank  
 Pattern: with 17 fixed gobos + blank  
 Projected light range: 540 degrees in X direction, 250 degrees in Y direction, can automatically correct positioning  
 Beam angle: Parallel beam angle: 0 – 3.8 °  
 Strobe: dual chip strobe (0.5-9 times / second)  
 Control method: International standard DMX512  
 Number of channels: 16 channels  
 Carton package size: 47\*44\*57cm(1pc/carton)  
 N.W/G.W/V.W: 17kg/20kg/24kg



Model NO	Power	Refer Price
MB200	200W	\$ 195,00
MB230	230W	\$ 205,00




## NF-WF Series

Voltage: 110V-240V 50-60Hz  
 Light source system: Phoenix 17R 350W  
 Color wheel: Color wheel: 13 + open + rainbow effect + frost function  
 Pattern wheel: 13 fixed patterns + 1 open  
 Beam angle: 2 °  
 Channel: 16 channels  
 Lens diameter: 145mm  
 Waterproof rating: IP65  
 Control mode: DMX 512, auto-run, master-slave self-propelled  
 Prism : 24 prisms (16 + 8) superimposed rotatable, macro function  
 Display: LCD display adapts to different installation positions  
 Pan / Tilt: 540 ° horizontal or 270 ° vertical, fast and stable  
 Light body size: 37 \* 30 \* 68cm Net weight: 23KG  
 Package size: 50 \* 44 \* 68cm gross weight: 27KG  
 1 in 1 flight case: 42 \* 37 \* 91cm Weight: 37KG  
 2 in 1 flight case: 92 \* 41 \* 91cm Weight: 70kg



Model NO	Power	Refer Price
WF260	260W	\$ 445,00
WF350	350W	\$ 495,00
WF380	380W	\$ 565,00
WF440	440W	\$ 725,00





### M Series

Power Supply: AC90-240, 50-60HZ  
 Rated power: less than 100W  
 Beam Specifications (full angle): ca. 0.5 mm / < 1.5 mrad  
 Laser Sources: Diode  
 Operation Modes: ILDA / DMX512 / self-propelled / voice control / master / slave / SD  
 Scanner: **15kpps / 25kpps/30kpps/40kpps**  
 Scan Angle max.: max. 60°  
 Accessories: power cable, manual, key, **interlock connector**  
 Dimensions: L138 \* W230 \* H126mm  
 Weight: 3.4 kg



Model NO	Power Red	Power Green	Power Blue	Refer Price
M-5000A-15K	1200mw/638nm	1000mw/520nm	3000nm/450nm	\$ 835,00
M-3000A-15K	600mw/638nm	800mw/520nm	1500nw/450nm	\$ 417,00
M-1000A-15K	300mw/638nm	100mw/532nm	600nw/450nm	\$ 298,00
M-800-15K	150mw/638nm	80mw/515nm	600nw/450nm	\$ 214,00



### F2 Series

Power Supply: AC100-240V 50 / 60Hz  
 Rated power less than 100W  
 Beam Specifications (full angle): ca. 0.5 mm / < 1.5 mrad  
 Laser Sources: Diode  
 Operation Modes: ILDA, DMX, LAN, ArtNet, integrated SD card, stand-alone, master-slave  
 Scanner: **15kpps / 25kpps/30kpps/40kpps**  
 Scan Angle max.: max. 60°  
 Accessories: power cable, manual, key, interlock connector  
 Dimensions: L200 \* W152 \* H110mm  
 Weight: 2.5 kg



Model NO	Power Red	Power Green	Power Blue	Refer Price
F2730	150mw/650nm	60mw/515nm	100nm/450nm	\$ 128,00
F2750	100mw/638nm	80mw/520nm	150nm/450nm	\$ 137,00
F2780	100mw/638nm	80mw/532nm	600nm/450nm	\$ 161,00
F2800	100mw/638nm	80mw/532nm	600nm/450nm	\$ 179,00
F2606	/	60mw/520nm	/	\$ 116,00
F2612	/	120mw/520nm	/	\$ 146,00
F2301	/	/	100mw/450nm	\$ 110,00
F2304	/	/	400mw/450nm	\$ 131,00
F2315	/	/	1500mw/450nm	\$ 149,00






### NF7700 Series

Power Supply: AC90-240, 50-60HZ  
 Rated power: less than 300W  
 Beam Specifications (full angle): ca. 0.5 mm / < 1.5 mrad  
 Laser Sources: Diode  
 Operation Modes: ILDA / DMX512 / self-propelled / voice control / master / slave / SD  
 Scanner: **15kpps / 25kpps/30kpps/40kpps**  
 Scan Angle max.: max. 60°  
 Accessories: power cable, manual, key, **interlock connector**  
 Dimensions: L300 \* W260 \* H220mm  
 Weight: 11 kg



Model NO	Power Red	Power Green	Power Blue	Refer Price
NF770-906S-25k	R1600mw/638nm	G2000mw/525nm	B2200nw/450nm	\$ 1343,00
NF770-685-25k	/	5W/525nm	/	\$ 2835,00
NF770-684-25k	/	4W/525nm	/	\$ 2388,00
NF770-683-25k	/	3W/525nm	/	\$ 1492,00



### F2550 Series

Power Supply: AC90-240, 50-60HZ  
 Rated power: less than 500W  
 Beam Specifications (full angle): ca. 0.5 mm / < 1.5 mrad  
 Laser Sources: Diode  
 Operation Modes: ILDA / DMX512 / self-propelled / voice control / master / slave / SD  
 Scanner: **15kpps / 25kpps/30kpps/40kpps**  
 Scan Angle max.: max. 60°  
 Accessories: power cable, manual, key, **interlock connector**  
 Dimensions: L360 \* W270 \* H290mm  
 Weight: 35 kg



Model NO	Power Red	Power Green	Power Blue	Refer Price
F2550-915-30K	4000mw/638nm	4000mw/525nm	7000nw/450nm	\$ 4477,00
F2550-908-30K	2000mw/638nm	2000mw/525nm	4000nw/450nm	\$ 2388,00
F2550-690-30K	/	10W/525nm	/	\$ 4925,00
F2500-685-30k	/	5W/525nm	/	\$ 3283,00




### led battery par light

Power supply: AC110V-250V  
 Frequency: 50-60Hz  
 Light source: 6pcs 18W high brightness 6 in 1 color leds  
 Lamp life: 6-10 ten thousand hrs  
 LED angle: 25degree  
 Color: 16.7 million kinds of color change  
 Control channels: 6/10chs  
 Control mode: DMX512 / IR Control, master/slave, auto, sound active Automatic model(by function button) : color change, color strobe, color dimmer, color gradual change/color jump change  
 Operation menu: 4 digit digital LED display



Model NO	Power	Refer Price
N-BL618	110W	\$ 105,00



### 12 4in1 WIFI waterproof battery lights

Voltage: AC90-240V, 50-60Hz  
 Light source: 12 15W6 in 1 high brightness lamp beads  
 Lamp bead life: 50,000-100,000 hours, low power consumption  
 Channel: 6/10 dual channel mode  
 Control: DMX512 / master / slave / auto / voice control, wireless remote control, mobile APP, support Android, Apple system  
 Charging: 4 hours  
 Continuous use; full light for 4 hours, gradual 20 hours  
 Strobe: 1-25 times / second  
 Lens angle: 15 degrees  
 Dimming: 0-100% linear dimming system  
 Waterproof rating: IP: 65  
 Net weight: 5KG



Model NO	Power	Refer Price
N-PL1212P	120W	\$ 125,00



### 18pcs RGBW 4 IN 1 Par Light

Voltage: AC90-240V, 50-60Hz  
 Light source: 18 \*10W RGBW four combined one lamp bead power: 200W protection level: IP65 25°-60° Angle is optional  
 Control mode: go by yourself, DMX, master and slave can be customized 5 colors: red, green, blue, white, yellow/purple



Model NO	Power	Refer Price
N-PG1810B	18*10W	\$ 39,00





### 18pcs wall wash light

Voltage: AC90-240V, 50-60Hz  
 Power: 180W  
 Light source: 18 10W high brightness 4 in 1 LED (RGBW) lamp beads  
 Lamp bead life: 50,000-100,000 hours, low power consumption  
 Channel: 4IN1: CH6 / CH9 / CH39 / C111  
           5IN1: CH7 / CH10 / CH40 / C112  
           6IN1: CH8 / CH11 / CH41 / C113  
 Control: DMX512 / Master-Slave / Auto / Sound Control  
 Strobe: 1-25 times / second  
 Beam angle: 25 degrees  
 Color: RGBW infinite color mixing  
 Dimming: 0-100% linear dimming system  
 Waterproof rating: IP65  
 Net weight: 7KG



Model NO	Power	Refer Price
N-PB1804	180W	\$ 125,00






## 25 Moving head matrix

Voltage: 110V-240V/50-60Hz  
 Power consumption: 280W  
 Light source: Corey 25 10W LED (RGBW)  
 Rated life: 50,000 hours  
 Color: RGBW infinite color mixing  
 Control method: DMX512, master/slave, self-work  
 Channel: 18/28 / 118CH  
 Beam angle: parallel beam 25°  
 Disk: Unlimited  
 Tilt: Unlimited  
 Shutter / strobe: 1-100% linearly adjustable  
 Dimming: 1-100% linearly adjustable  
 IP: IP20  
 Product size: 400x330x400mm  
 Packing size: 500x410x455mm  
 Net weight: 12kg  
 Gross weight: 14kg  
 Net weight: 7KG



Model NO	Power	Refer Price
NF-LM2510	280W	\$ 420,00



## 200W LED COB Zoom face light

Light source: Original imported lamp -300W Citizen integrated COB lamp beads, light source lifespan is 60 ~ 100,000 hours.  
 Illumination angle: 8 ° -60 ° linear zoom, 5 meters illumination 32000LX, display index > 90Ra, 3000K / 4000K / 5600K color temperature.  
 The dimming is delicate and flicker-free, which can completely replace the traditional 1000W light source fixtures.  
 Control mode: DMX512 Control channel: 5 channels  
 Light weight: 5KG. Fixture size: 21 \* 30 \* 33CM  
 Integrated COB lamp bead light is more and more widely used, it can be used for the main light of the stage, it is likely to replace traditional par can lights; it can also be used in studios, conference rooms and other places.



Model NO	Power	Refer Price
LF200	200W	\$ 135,00





### 100WCOB Par Light

Input voltage: AC110V/220V 50HZ/60HZ  
 Total power: 100W  
 Light source: 1 100W 2-in-1 super bright high power LED lamp bead (warm white / white adjustable)  
 Angle of illumination: Reflective cup illumination: 960lux (5m)  
 Control mode: international standard DMX512, or master-slave mode, manual mode  
 Color temperature: 3200K-5600K adjustable.  
 Best projection distance: 15-30m  
 Dimming: Linear dimming 0-100%  
 Strobe: 0-25 times / sec  
 Channel: 6CH



Model NO	Power	Refer Price
N-LF100	100W	\$ 40,00



### 200W COB audience lights

Input voltage: AC110V/220V 50HZ/60HZ  
 Total power: 220W  
 Light source: 2 100W two-in-one super bright high power LED lamp beads (warm white / white adjustable)  
 Angle of illumination: Reflective cup illumination: 960lux (5m)  
 Control mode: international standard DMX512, or master-slave mode, manual mode  
 Color temperature: 3200K-5600K adjustable.  
 Best projection distance: 15-30m  
 Dimming: Linear dimming 0-100%  
 Strobe: 0-25 times / sec  
 Channel: 6CH  
 Product size: 37X29X24cm



Model NO	Power	Refer Price
N-LA2100	200W	\$ 60,00




**400W COB audience lights**

Input voltage: AC110V/220V 50HZ/60HZ  
 Total power: 500W  
 Light source: 4 100W two-in-one super bright high power LED lamp beads (warm white / white adjustable)  
 Angle of illumination: Reflective cup illumination: 960lux (5m)  
 Control mode: international standard DMX512, or master-slave mode, manual mode  
 Color temperature: 3200K-5600K adjustable.  
 Best projection distance: 15-30m  
 Dimming: Linear dimming 0-100%  
 Strobe: 0-25 times / sec  
 Channel: 6CH  
 Product size: 37X29X24cm



Model NO	Power	Refer Price
N-LA4011A	500W	\$ 110,00



**Led COB 4\*100W Waterproof blinder**

Voltage: AC100-240V 50/60Hz  
 Power consumption: 200W  
 Lamp: 4pcs COB 100W LEDs Warm White  
 DMX Channels: 8/12CH  
 Leans angle: more than 60 degree  
 IP Rate: IP20  
 Linear color mixing ,Interconnect each other  
 DMX512,Master-slave,Stand-alone,Sound mode  
 Dimming: 0-100% linear dimming  
 Strobe: 0-25 Hz  
 House Material: Metal  
 N.W:8KG G.W:11KG



Model NO	Power	Refer Price
N-LA4011A-O	4*100W	\$ 145,00





## 200W LED Profile Light

Voltage: AC100~240V / 50~60Hz  
 C.C.T: 3200K/5600K optional  
 C.C.T deviation: ±5%  
 Color render: +90  
 Interface: LED digital display  
 Controlling: DMX512/ Manuel  
 Channel: 2/4CH  
 Angle: 19°/26°/36°/50°  
 Tilt: ±90°  
 Cooling: Heat conduction & noise-free fan  
 Using TEMP.: -10°C ~ +45°C  
 IP Rating: IP20  
 Weight: 9.5kg  
 Size: 538\*270\*395MM



Model NO	Power	Refer Price
NG-LBP200	200W	\$ 185,00



## 200W Zoomable LED Profile Light

Voltage: AC100~240V / 50~60Hz  
 C.C.T: 3200K/5600K optional  
 C.C.T deviation: ±5%  
 Color render: +90  
 Interface: LED digital display  
 Controlling: DMX512/ Manuel  
 Channel: 2/4CH  
 Angle: 19°/26°/36°/50°  
 Tilt: ±90°  
 Cooling: Heat conduction & noise-free fan  
 Using TEMP.: -10°C ~ +45°C  
 IP Rating: IP20  
 Weight: 9.5kg  
 Size: 538\*270\*395MM



Model NO	Power	Refer Price
NG-LZP200	200W	\$ 215,00



## 200W LED Profile Light

Lamp Beads: 1-color COB 200W WLED  
 Life: about 50,000 hours  
 Color: cold white or warm white, indicating:> 95  
 Lens angle: 19-50 °  
 Dimming: 16BT linear dimming 0 ~ 100%  
 Frequency Flash: 0 ~ 25 / second  
 Rated voltage: AC100 / 240V, 50 / 60Hz  
 Rated power: 260W  
 The best projection distance: 4-30 meters  
 Ambient temperature: -25 °C ~ 40 °C  
 Cold: forced air cooling  
 Protection level: IP20  
 Operation mode: DMX mode, master-slave mode  
 DMX channel: 2 channels





Model NO	Power	Refer Price
NQ-LZF200	200W	\$ 225,00
NQ-LZF300	300W	\$ 255,00



## 200W LED Follow Spot

Note: this lamp has been patented.  
 Total power: 320W  
 Frequency: 50Hz-60Hz  
 Voltage: 110V-240V  
 Light source: LED-200W  
 Carton packing size: 570x230x330mm, light weight 17KG, bracket 5KG  
 Size Air box packing; 1100x430x470mm 2 sets of one unit Weight: 45KG  
 Color: 6 colors plus white light red. yellow. Blue. green. Warm tablets. Cooling tablets.  
 Beam angle: 8-15 degrees  
 Operation function: aperture size. Open light closed light-strobe. focusing. Change colors. Mechanical operation




Model NO	Power	Refer Price
FL200	200W	\$ 285,00

### 470W Follow Spot

Power supply: AC100-240V, 50Hz-60Hz  
 Power consumption: 550W  
 Color temperature: Built-in 7500K, 6500K, 4500k, 3200K  
 Beam angle: 5-9 °  
 Control method: manual control panel, DMX-512  
 DMX channel: 4chs  
 Dimmer: dual-chip dimming  
 Aperture: linear zoom in and zoom out  
 Working environment: up to 40 °  
 Protection rate: IP20  
 Housing: Steel + Aluminum  
 Dimensions: 650X 310 x 270 mm



Model NO	Power	Refer Price
FL470	470W	\$ 775,00





### Cold fireworks machine

Power In: AC220V/110V±10%50HZ  
 Prepare Time: 3-5min  
 Power Consumption: 400W; 2.8A  
 Working Temp.: -10°C -50°C  
 Effect height: 2m-5m (Depands on the powder)  
 Control model: DMX, Remote



Model NO	Power	Refer Price
NF-5200	400W	\$ 295,00






### Falls sparking machine

Power In: AC220V/110V±10%50HZ  
 Prepare Time: 3-6min  
 Power Consumption: 400W; 2.8A  
 Working Temp.: -10°C-50°C  
 Effect height: 2m-5m (Depands on the powder)  
 Control model: DMX, Remote



Model NO	Power	Refer Price
NF-6100	400W	\$ 318,00



### 2000W Light Hazer

Power In: AC220V/110V±10%50HZ  
 Power Consumption: 2000W  
 Working Temp.: -10°C-50°C  
 Control model: DMX, Remote  
 Emitting more uniform and fine smoke, no moisture,  
 24hours continuous working




Model NO	Power	Refer Price
NF-032	2000W Light Hazer	\$ 175,00



### Falls sparking machine

Power In: AC220V/110V±10%50HZ  
 Power Consumption: 2000W  
 Working Temp.: -10°C-50°C  
 LCD Display, DMX512, 8L water tank, 1L oil tank, 20heads



Model NO	Power	Refer Price
NF-033	2000W Hazer	\$ 325,00

